

**Make
Your Mark**



UVHS Ballot 2024 Results





Thank you to every student from Year 7 to Year 13 who took part in the Make Your Mark ballot either in school or online!

Remember!
Make your
mark is the
largest
consultation
of 11-18
year olds in
Europe



Every two years, it gives you as young people the chance to have your say on what matters to you!







You only had one vote, so needed to choose carefully!

You had 10 options for this ballot

Climate Change & The Environment




Crime & Safety




Culture, Media & Sport




Education & Learning



Health & Wellbeing




International Relations



Job, The Economy & Benefits




Rights, Equalities & Democracy

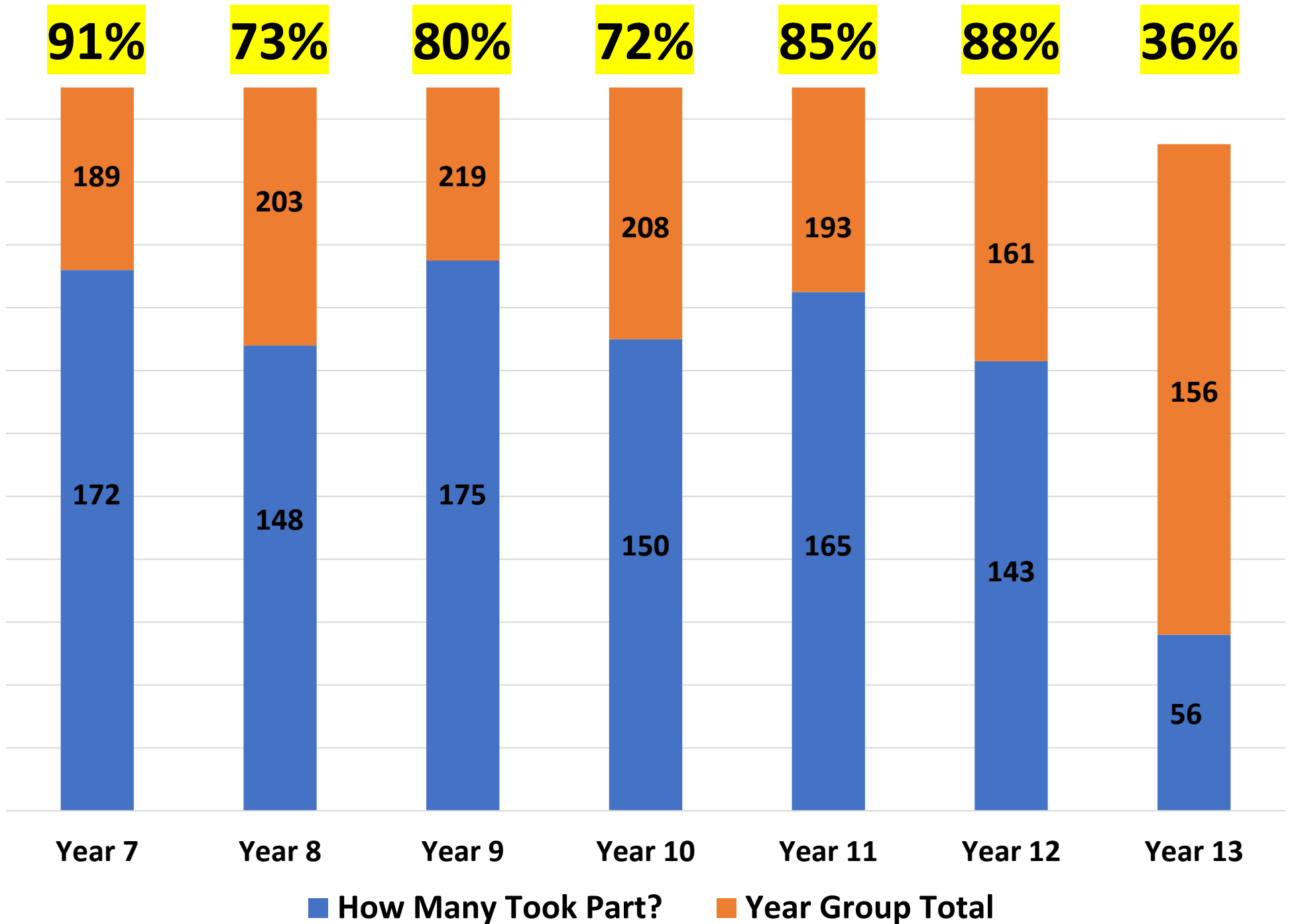


Transport



Youth Work & Young People's Services







Well done
Year 7! You
had the
highest
turnout in
the vote as
a year
group!



Congratulations


Only one
form in the
whole
school had
a 100%
turnout for
the ballot...

Congratulations 7.3!



In total, 1022
students out of
1349 on roll voted.

This was a 76%
turnout, and
means we have
reached **GOLD**
level for a
DEMOCRACY
award!
Great job UVHS!



**What was important
to Year 7?**


Form	% Turn Out	Education & Learning	International Relations	Health & Wellbeing	Rights, Equalities & Democracy	Jobs, The Economy & Benefits	Crime & Safety	Culture, Media & Sport	Climate Change & The Environment	Transport	Youth Work & Young Peoples Services
7.1	93%	4	0	7	1	0	2	9	3	1	0
7.2	88%	0	1	6	1	0	3	5	7	1	0
7.3	100%	4	0	8	2	6	2	1	1	0	4
7.4	95%	1	0	3	1	7	3	1	3	1	0
7.5	89%	4	1	2	1	3	7	5	2	0	1
7.6	86%	1	0	9	0	5	1	2	6	1	0
7.7	84%	1	0	7	4	1	6	1	1	1	0
Total		15	2	42	10	22	24	24	23	5	5



Blue = Forms 1st Choice

Green = Forms 2nd Choice

Orange = Forms 3rd Choice



**What was important
to Year 8?**


Form	% Turn Out	Education & Learning	International Relations	Health & Wellbeing	Rights, Equalities & Democracy	Jobs, The Economy & Benefits	Crime & Safety	Culture, Media & Sport	Climate Change & The Environment	Transport	Youth Work & Young Peoples Services
8.1	81%	1	1	3	0	8	5	3	4	0	0
8.2	92%	1	0	2	0	4	3	8	1	2	1
8.3											
8.4	93%	0	0	4	0	4	3	13	0	1	0
8.5	97%	1	0	5	0	5	4	4	8	2	1
8.6	72%	0	0	5	1	9	1	0	4	1	0
8.7	83%	1	2	6	2	4	5	0	1	3	1
Total		4	3	25	3	34	21	28	18	9	3



Blue = Forms 1st Choice

Green = Forms 2nd Choice

Orange = Forms 3rd Choice



**What was important
to Year 9?**


Form	% Turn Out	Education & Learning	International Relations	Health & Wellbeing	Rights, Equalities & Democracy	Jobs, The Economy & Benefits	Crime & Safety	Culture, Media & Sport	Climate Change & The Environment	Transport	Youth Work & Young Peoples Services
9.1	75%	0	0	6	0	2	4	0	4	5	1
9.2	90%	0	0	6	0	6	7	0	2	7	0
9.3	80%	2	2	4	0	1	8	4	3	0	0
9.4	90%	1	0	7	1	5	0	8	7	0	0
9.5	71%	1	1	3	0	2	4	1	2	6	2
9.6	89%	1	0	1	2	2	4	7	2	6	0
9.7	78%	1	1	4	0	2	10	0	4	1	2
Total		6	4	31	3	20	37	20	24	25	5



Blue = Forms 1st Choice

Green = Forms 2nd Choice

Orange = Forms 3rd Choice



What was important
to Year 10?


Form	% Turn Out	Education & Learning	International Relations	Health & Wellbeing	Rights, Equalities & Democracy	Jobs, The Economy & Benefits	Crime & Safety	Culture, Media & Sport	Climate Change & The Environment	Transport	Youth Work & Young Peoples Services
10.1	86%	4	1	3	1	8	4	0	2	2	1
10.2	83%	0	0	6	4	4	4	6	1	1	0
10.3	90%	0	1	1	1	3	2	3	14	1	0
10.4	93%	3	1	8	1	8	1	4	2	0	0
10.5	84%	0	0	4	0	4	8	4	0	1	0
10.6	82%	0	1	1	0	2	0	7	3	9	0
10.7											
Total		7	4	23	7	29	19	24	22	14	1



Blue = Forms 1st Choice

Green = Forms 2nd Choice

Orange = Forms 3rd Choice



**What was important
to Year 11?**


Form	% Turn Out	Education & Learning	International Relations	Health & Wellbeing	Rights, Equalities & Democracy	Jobs, The Economy & Benefits	Crime & Safety	Culture, Media & Sport	Climate Change & The Environment	Transport	Youth Work & Young Peoples Services
11.1	96%	2	1	1	1	8	0	1	5	3	1
11.2	92%	2	0	2	4	4	5	3	2	2	0
11.3	84%	6	1	1	0	6	0	0	6	2	0
11.4	92%	1	1	5	0	11	3	1	2	0	0
11.5	88%	2	1	5	7	5	0	0	2	1	0
11.6	93%	1	1	3	1	9	1	0	4	6	0
11.7	88%	3	1	4	1	9	1	1	1	2	0
Total		17	6	21	14	52	10	6	22	16	1



Blue = Forms 1st Choice

Green = Forms 2nd Choice

Orange = Forms 3rd Choice



**What was important
to Year 12?**


Form	% Turn Out	Education & Learning	International Relations	Health & Wellbeing	Rights, Equalities & Democracy	Jobs, The Economy & Benefits	Crime & Safety	Culture, Media & Sport	Climate Change & The Environment	Transport	Youth Work & Young Peoples Services
12.1	96%	1	0	2	2	7	2	1	8	2	0
12.2	96%	1	0	1	3	3	3	1	8	2	0
12.3	86%	2	1	4	6	3	3	3	2	0	0
12.4	78%	2	0	2	0	1	3	1	6	3	0
12.5	86%	2	0	3	1	4	5	1	3	0	0
12.6	84%	2	0	1	0	3	2	0	5	2	1
12.7	86%	1	0	2	2	7	3	2	1	1	0
Total		11	1	15	14	28	21	9	33	10	1



Blue = Forms 1st Choice

Green = Forms 2nd Choice

Orange = Forms 3rd Choice



**What was important
to Year 13?**


Form	% Turn Out	Education & Learning	International Relations	Health & Wellbeing	Rights, Equalities & Democracy	Jobs, The Economy & Benefits	Crime & Safety	Culture, Media & Sport	Climate Change & The Environment	Transport	Youth Work & Young Peoples Services
13.1	47%	1	0	2	1	5	0	0	1	0	0
13.2											
13.3	66%	1	0	1	1	6	1	3	3	0	0
13.4	65%	1	1	1	0	2	3	3	3	1	0
13.5	37%	0	0	0	2	0	1	0	3	1	0
13.6											
13.7	35%	0	0	3	1	2	2	0	0	0	0
Total		3	1	7	5	15	7	6	10	2	0



Blue = Forms 1st Choice

Green = Forms 2nd Choice

Orange = Forms 3rd Choice



**What did this look
like for UVHS?**

Year Group	% Turn Out	Education & Learning	International Relations	Health & Wellbeing	Rights, Equalities & Democracy	Jobs, The Economy & Benefits	Crime & Safety	Culture, Media & Sport	Climate Change & The Environment	Transport	Youth Work & Young Peoples Services
Year 7	91%			1st			2nd	2nd	3rd		
Year 8	73%			3rd		1st		2nd			
Year 9	80%			2nd			1st			3rd	
Year 10	72%			3rd		1st		2nd			
Year 11	85%			3rd		1st			2nd		
Year 12	88%					2nd	3rd		1st		
Year 13	36%			3rd		1st	3rd		2nd		

Education & Learning	International Relations	Health & Wellbeing	Rights, Equalities & Democracy	Jobs, The Economy & Benefits	Crime & Safety	Culture, Media & Sport	Climate Change & The Environment	Transport	Youth Work & Young Peoples Services
63	21	169	57	204	141	117	153	81	16



Jobs, The Economy & Benefits



Health & Wellbeing



Climate Change & The Environment